

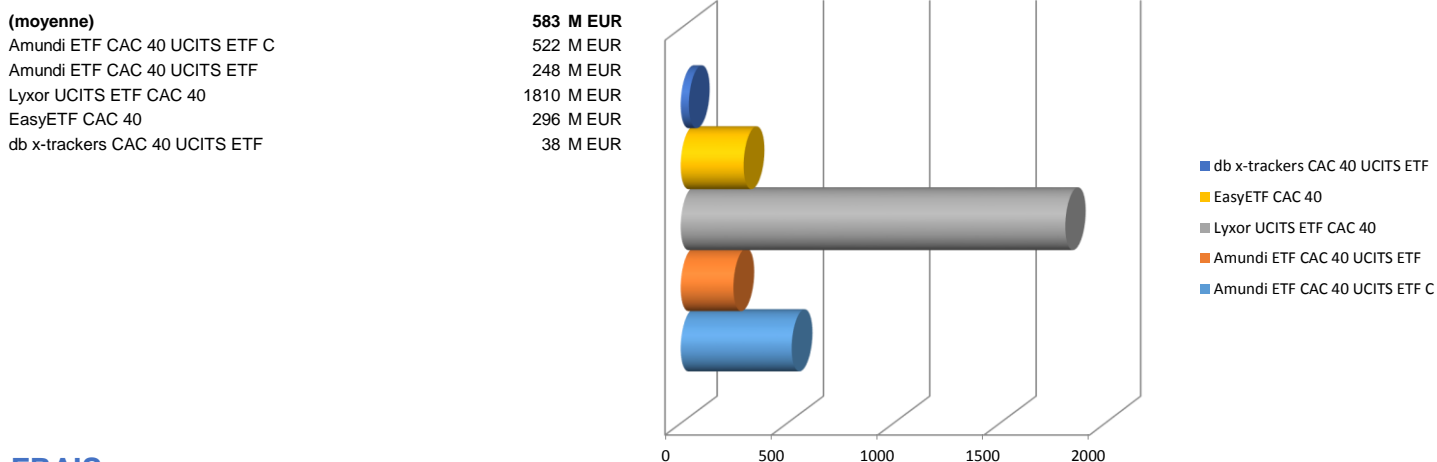
COMPARAISON PEER GROUP

10/2013

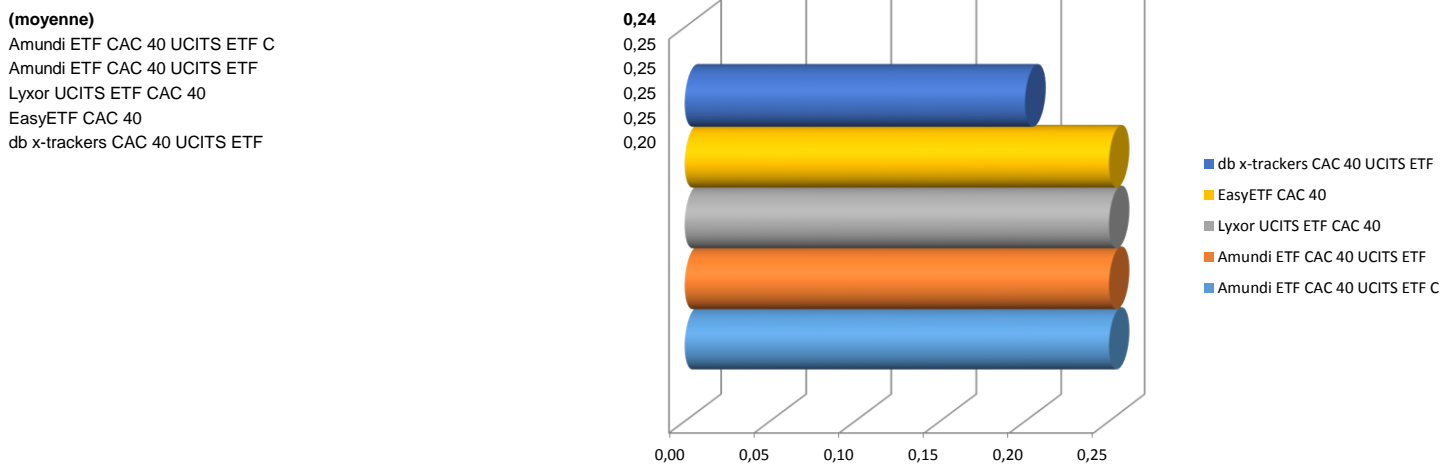
FONDS DU PEER GROUP

Code Isin	Libellé	Devises	Lancement	Indice Tracké	Hedgé
FR0007080973	Amundi ETF CAC 40 UCITS ETF C	EUR	02/03/2005	CAC 40 Net Total Return Index	N
FR0010878033	Amundi ETF CAC 40 UCITS ETF	EUR	15/04/2010	CAC 40 Index	N
FR0007052782	Lyxor UCITS ETF CAC 40	EUR	22/01/2001	CAC 40 Total Return Index	N
FR0010150458	EasyETF CAC 40	EUR	10/03/2005	CAC 40 Total Return Index	N
LU0322250985	db x-trackers CAC 40 UCITS ETF	EUR	29/04/2008	CAC 40 Net Total Return Index	N

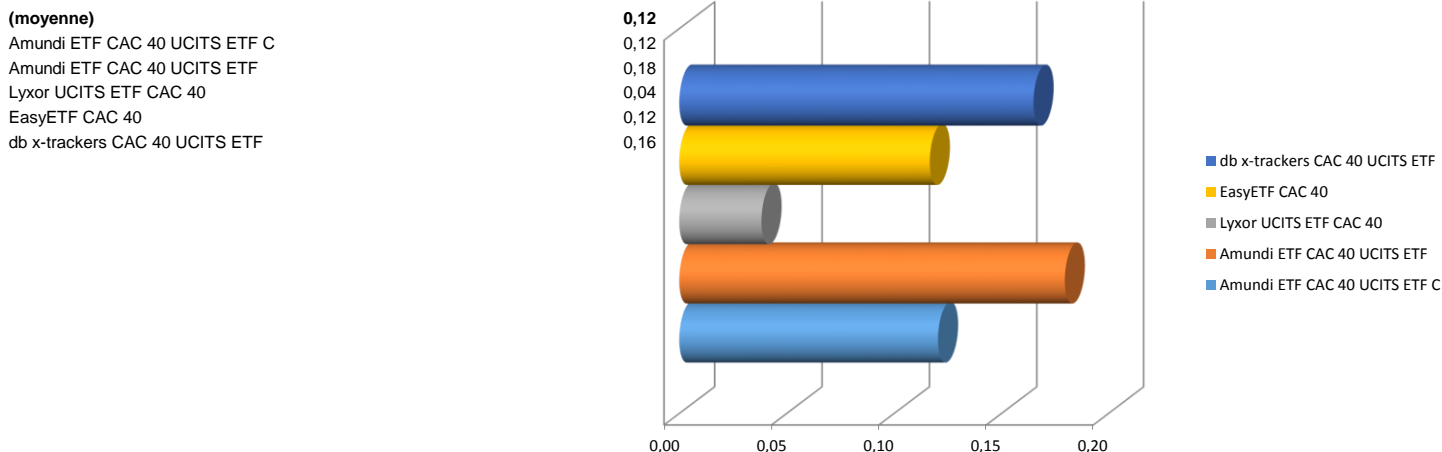
ACTIFS GERES (EUR)



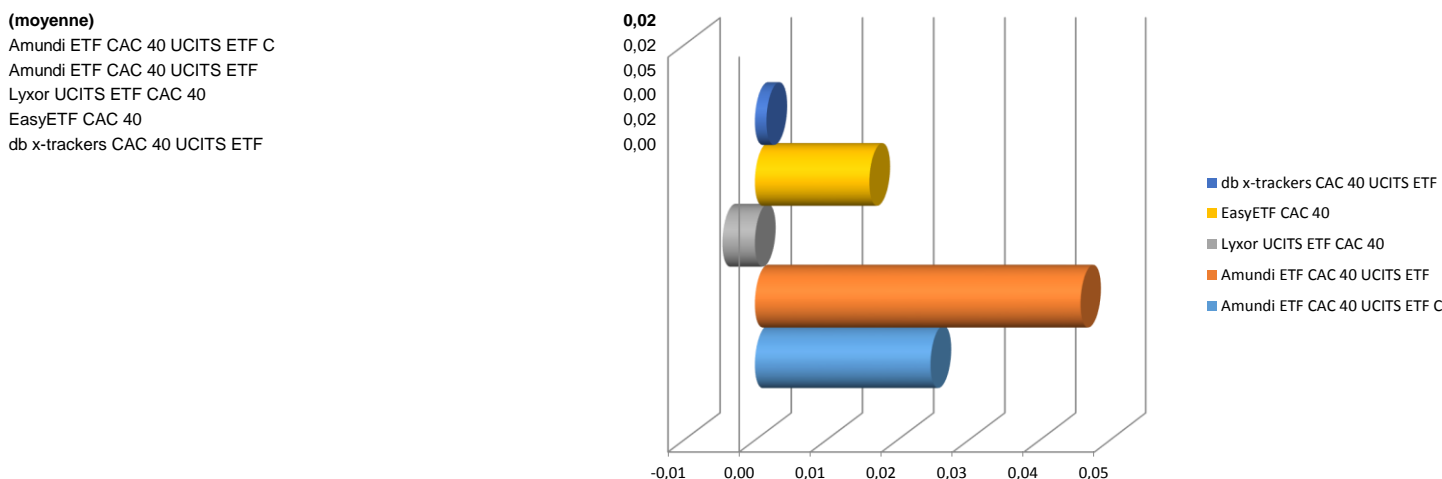
FRAIS



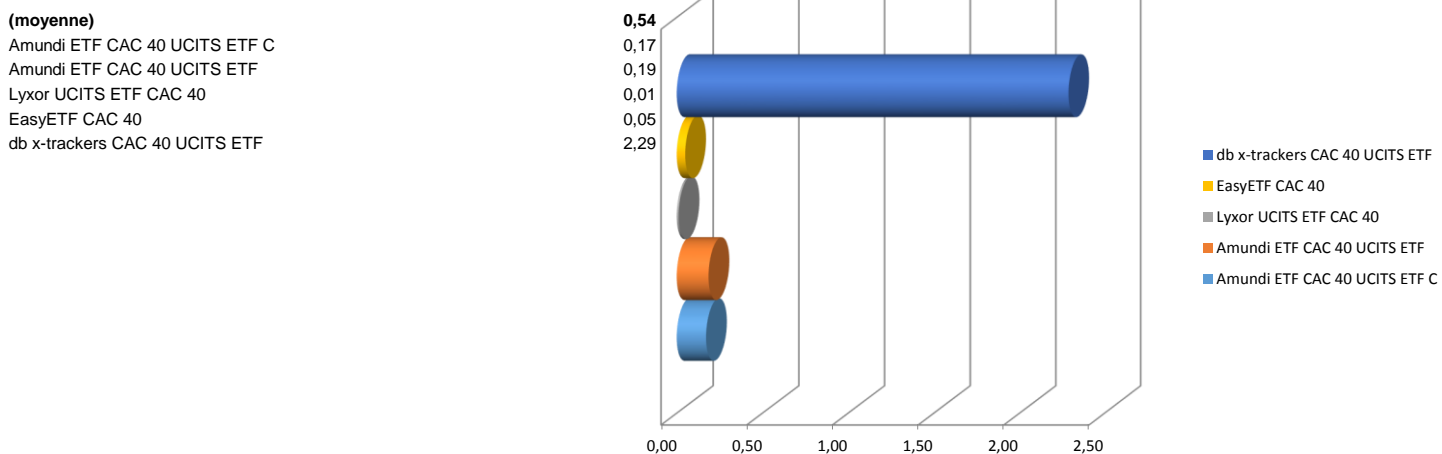
SPREAD BID-ASK MOYEN (30 j)



PRIME-DECOTE MOYENNE vs. NAV (1 an)

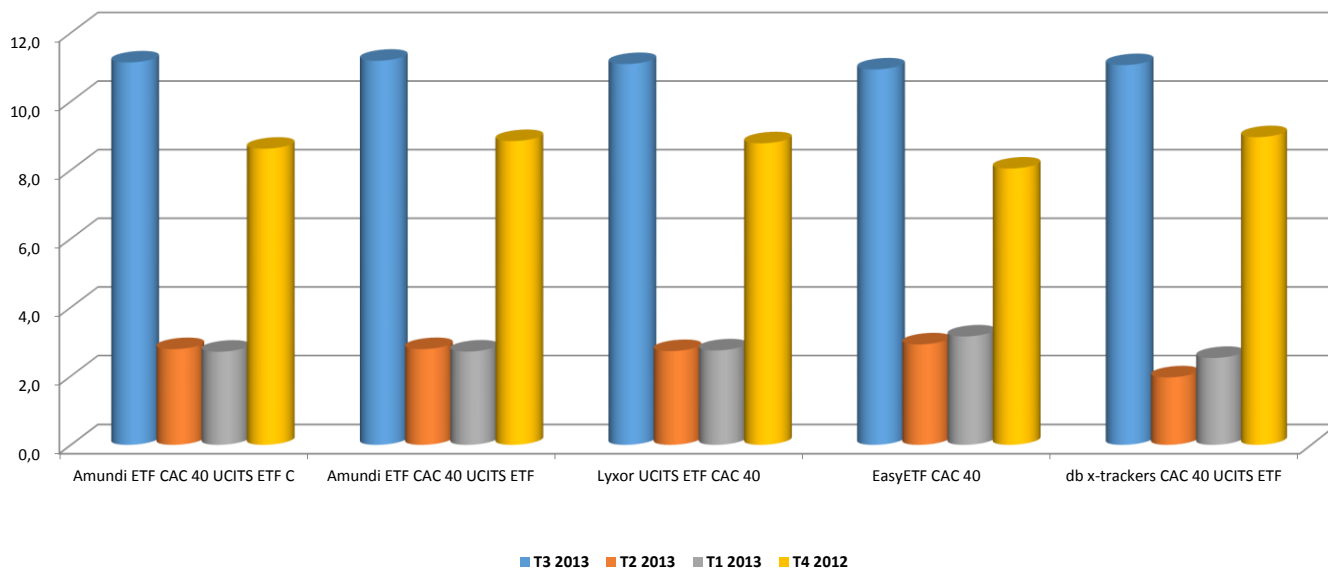


TRACKING ERROR NAV

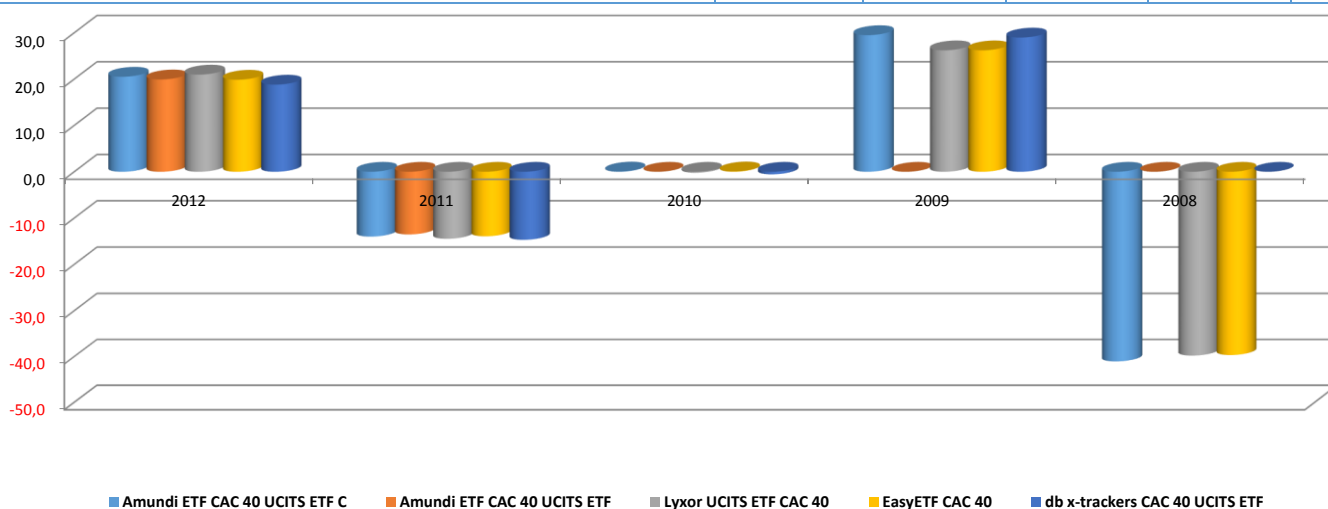


PERFORMANCES

Performances Trimestrielles					
	T3 2013	T2 2013	T1 2013	T4 2012	Cumul 12 mois
Amundi ETF CAC 40 UCITS ETF C	11,1	2,8	2,7	8,6	27,4
Amundi ETF CAC 40 UCITS ETF	11,2	2,8	2,7	8,8	27,7
Lyxor UCITS ETF CAC 40	11,1	2,7	2,7	8,8	27,5
EasyETF CAC 40	10,9	2,9	3,1	8,0	27,2
db x-trackers CAC 40 UCITS ETF	11,1	2,0	2,5	9,0	26,5



Performances Annuelles					
	2012	2011	2010	2009	2008
Amundi ETF CAC 40 UCITS ETF C	20,5	-14,0	0,0	29,5	-41,1
Amundi ETF CAC 40 UCITS ETF	19,9	-13,5	-	-	-
Lyxor UCITS ETF CAC 40	21,0	-14,5	-0,2	26,2	-39,8
EasyETF CAC 40	19,9	-13,9	0,1	26,2	-39,7
db x-trackers CAC 40 UCITS ETF	18,8	-14,7	-0,6	29,0	-



CLASSEMENT

